

Item Analysis Summary

Ms. Smith

Washington Elementary School

3rd Grade - Ms. Smith - 2006-2007

Total Students: 21



Assignment: 3rd - WASL Math Practice 1 - Smith (A)


Category: Benchmark

Term: 1

Date: 03/27/2007

Points: 5 (5 questions)

Question	Class Average	Correct Response	
Multiple Choice			
 1	47.4%	B	(A: 10.5%, B: 47.4% , C: 31.6%, D: 5.3%, E: 5.3%)
 2	47.4%	A	(A: 47.4% , B: 5.3%, C: 5.3%, D: 10.5%, E: 31.6%)
3	73.7%	D	(A: 10.5%, C: 10.5%, D: 73.7% , E: 5.3%)
4	78.9%	A	(A: 78.9% , D: 21.1%)
Short Answer			
5	100%	8 quarts	

 - Indicates that the question was answered incorrectly by more than 30% of the class.